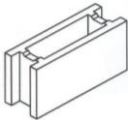
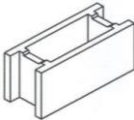
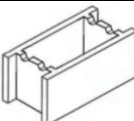
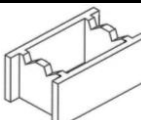
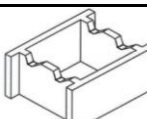
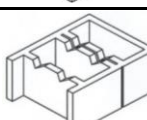
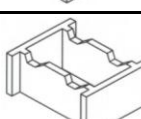
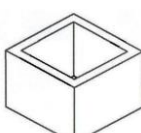
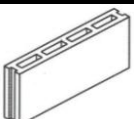
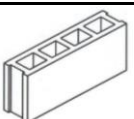
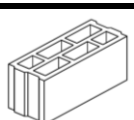
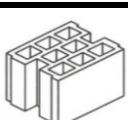
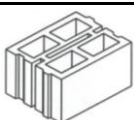


Všetky uvedené ceny sú EX WORK (zo závodu), vrátane nakládky tovaru zabaleného na paletách.

Konverzný kurz: 30,1260 Sk

Kontakt: tel.:033 / 5512 406 fax:033 / 5512 406 mobil:0905 749 729	Označenie výrobku	Veľkosť (rozмеры) dĺ./š./v. (mm)	Hrúbka steny (mm)	Betónová zálievka m ³ /m ²	Potreba na m ² muriva (ks/m ²)	Cena za kus bez DPH (Eur/ks)	Cena za kus bez DPH (Sk/ks)	Počet kusov na palete deliaca D rohová R (ks)	Hmotnosť ks/paleta (kg)							
	Debníaci dielec 15		150	0,074	8,5	1,00	30,13	40+10R+10RD	16 - 17,5							
	BD - 15	500/150/230						60	975							
	Debníaci dielec 20		200	0,120	8,5	1,06	31,93	40+10R/D	17,5 - 21,5							
	BD - 20	500/200/230						50	915							
	Debníaci dielec 25		250	0,155	8,5	1,13	34,04	30+5R+5RD	20 - 25							
	BD - 25	500/250/230						40	825							
	Debníaci dielec 30		300	0,200	8,5	1,21	36,45	20+5R+5D	21 - 30							
	BD - 30	500/300/230						30	675							
	Debníaci dielec 40		400	0,285	8,5	1,41	42,48	15 + 5R	25							
	BD - 40 z základná, rohová	500/400/230						20	500							
	Debníaci dielec 40		400	0,280	8,5	1,41	42,48	10D+5R+5RD	27 - 39							
	BD - 40 d deliaca, rohová	500/400/230						20	720							
	Debníaci dielec 50		500	0,285	11	1,43	43,08	15 + 5D	28							
	BD - 50	400/500/230						20	560							
	Dielec stĺpový		250	0,198	17,5	1,11	33,44	60	14,0 / 840							
	DS - 25	250/300/230								300	0,232	14,5	1,23	37,05	45	15,5 / 698
	DS - 30	300/300/230								400	0,337	11	1,56	47,00	30	24,0 / 720
	DS - 40	390/390/230														
	Tvárnica priečková		70	—	9	0,71	21,39	88+16D	11 - 11,5							
	TP - 7	500/70/220						104	1150							
	Tvárnica priečková		120	—	9	0,90	27,11	60 + 20D	16 - 17							
	TP - 12	500/120/220						80	1300							
	Tvárnica nosná 20		200	0,63	9	1,36	40,97	40 + 10RD	24,5 - 25							
	TN - 20	500/200/220						50	1230							
	Tvárnica nosná 25		250	0,73	14,5	0,96	28,92	55 + 5RD	18,5 - 19							
	TN - 25	300/250/220						60	1110							
	Tvárnica nosná 30		300	0,83	11,5	1,30	39,16	25 + 5RD	27,5 - 31,5							
	TN - 30	378/300/220						30	845							